

The Fortune Teller is a mystical tool made by the ancients (probably), passed down to me by Zoltar himself, to help you predict how much fun you'll have at your wedding. To play with the fortune teller, you will need: a pen or pencil, a pair of scissors, your imagination, cosmic space dust, a David Bowie record spinning, and your partner. Write answers to each question without letting your partner read what you are writing. There's a blank wild card triangle for you to make up your own question and provide an answer. Once you have written all of your answers down in secret, follow the instructions below on how to fold and construct your fortune teller:

INSTRUCTIONS

01. Cut out your fortune teller along the dotted lines.

02. Write your own fortune within the blank pink triangle--have fun!


03. Fold inward along the two dark pink lines. Then re-open so that you are looking at the large square, with your fortunes facing up.

04. Turn the paper over. Fold each corner inward so that they meet in the center of the square. Make sure that none of the folds overlap.


05. Turn the folded square back over. Fold each corner inward so that they meet in the center of the square. Make sure that none of the folds overlap.

06. Fold the entire square in half so that the colors are on the outside.


07. With one hand put a finger under each outside flap. Fan out the fortune teller until it forms a peak.



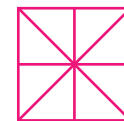
03



04



05a



05b



06



07

Now that your Fortune Teller is folded and ready to play, have your partner pick a color. Spell out the color they have chosen while opening and closing the Fortune Teller for each letter (this will determine which set of questions you will land on). Ask your partner to pick a question. Reveal the answer. Let laughter and/or touching moments ensue. Take turns in sharing all of your answers, and feel free to share them with me on social media by tagging @jemerlingweddings

